

# Scrubber Level Control System


SLS-04005B  
Effective 10-08  
Catalog Section 15 & 50  
(00-02-0562)

**FWMurphy**

## SLS System – Automatic Level Control for Gas Scrubber Applications

### The Murphy Gas Compressor Scrubber Level System (SLS)

The system provides for liquid control in gas scrubber applications, by dumping liquids to drain and protecting compressors with a high liquid level switch. Wetted metal parts are made to survive constant use in corrosive environments.



You Save Money By Purchasing The SLS System Which Includes the Following:

- 1) LS200** High Level Shutdown Switch
- 2) DVU2120** Pneumatic Dump Valve
- 3) LS200NDVOR** Pneumatic Level Control with:
- 4) Filter Regulator with MURPHYGAGE®.**

*For detailed information on Level Switches see LS-04004B and for Dump Valves see DVU-01069B.*

#### Service Tip

The MURPHYGAGE® and Filter/Regulator on the LS200NDVOR help keep the control medium clean and dry. It also allows operator to adjust pressure to recommended level of 30-70 psig. The MURPHYGAGE® and Filter/Regulator are recommended to help increase system life and trouble free operation.

- Designed for Harsh Gas Compressor Scrubber Applications
- 304 Stainless Steel Float Operates in 0.5 Specific Gravity and Heavier Fluids
- Rated for Up To 2000 psi (13.8 MPa) [138 bar] Working Pressure
- Electric and Pneumatic Models Available
- Improved Design Provides Better Snap Action and Dependability with Reduced Number of Moving Parts
- For Separators/Scrubbers to 2000 psi (13.8 MPa) [138 bar] Vessel Pressure
- Hex Union Allows Plug and Seat Replacement Without Piping Removal
- Operates on 30–70 psi (207–483 kPa) [2.07–4.83 bar] Control Pressure
- Manual Valve Operator

*For other options see the "How to Order" matrix.*

#### Warranty

A limited warranty on materials and workmanship is given with this FWMurphy product. A copy of the warranty may be viewed or printed by going to [www.fwmurphy.com/warranty.asp](http://www.fwmurphy.com/warranty.asp).



# How to Order the SLS Series System

Build a complete model number using the diagram below.

SLS -

Options

LR = Less regulator

Base Models SLS2120 is the standard model in stock.

Model	Dump Valve	Inlet	Outlet	Trim Size	Maximum Working press.
SLS2120:	DVU2120	2 NPT	1 NPT	0.436 in. (11mm)	2000 psi
SLS2115:	DVU2115	2 NPT	1 NPT	0.576 in. (15mm)	1500 psi
SLS2105:	DVU2105	2 NPT	1 NPT	0.859 in. (22mm)	500 psi
SLS175:	DVU175	1 NPT	3/4 NPT	0.359 in. (9mm)	1800 psi
SLS150:	DVU150	1 NPT	1/2 NPT	0.359 in. (9mm)	1800 psi

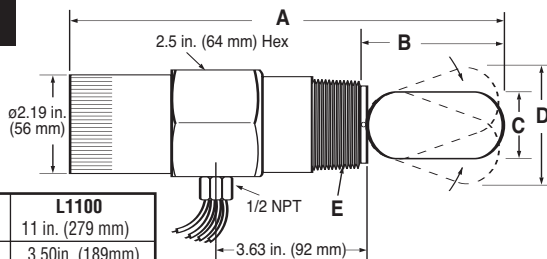
## Approximate Shipping Weights/Dimensions

SLS2120: 19 lb. 6 oz. (8.7 kg).

SLS2120: 15 x 15 x 12 in. (381 x 381 x 305 mm).

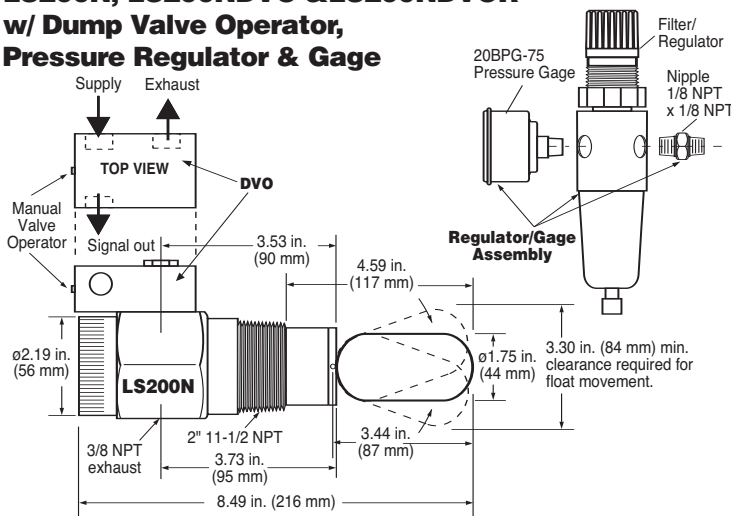
## Dimensions

### LS200 and L1100



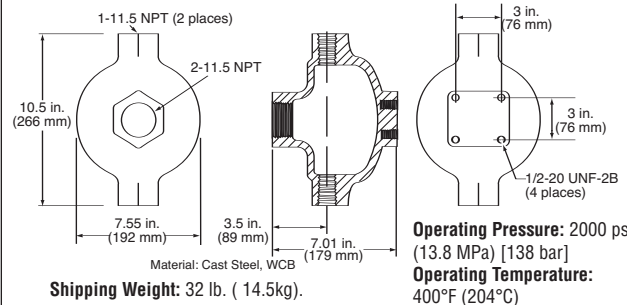
	LS200	L1100
A	10.16 in. (258 mm)	11 in. (279 mm)
B	3.44 in. (87 mm)	3.50 in. (189 mm)
C	ø1.75 in. (44 mm)	ø1.56 in. (40 mm)
D	2.80 in. (71 mm)	3.4 in. (71 mm)
E	2 NPT	1-1/2 NPT

## LS200N, LS200NDVO & LS200NDVOR w/ Dump Valve Operator, Pressure Regulator & Gauge

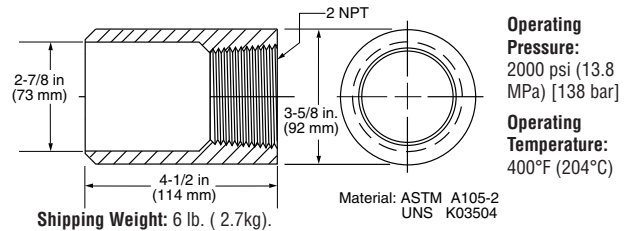


## Accessories

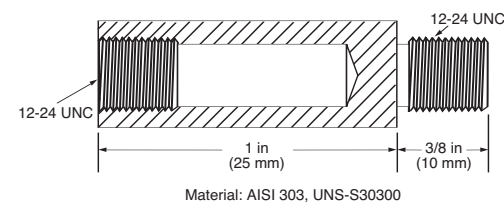
### Float Chamber 15051098



### Weld Collar (LS200 only) 15050375

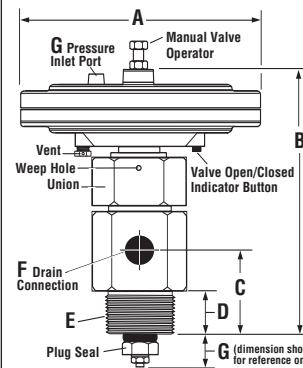


### Float Shaft Extension 15000478



NOTE: The extension is used with the LS200 only. One extension is supplied with each unit. Use of additional extensions is not recommended as they reduce the ability of the unit to operate for the stated specific gravity.

### Dump Valve DVU2120



	DVU2120
A	7.5 in. (191mm)
B	8.0 in. (203mm)
C	2.85 in. (70mm)
D	1.0 in. (25mm)
E	2-11.5 NPT
F	1-11.5 NPT
G	1.03 in. (26mm)

2 NPT to 1 NPT Adaptor Bushing 55050617 available for SLS150 and SLS175 versions

Model	A	B	C	D	E	F	G
DVU2115	7.50 (191)	8.0 (203)	2.75 (70)	1.0 (25)	2-11.5 NPT	1-11.5 NPT	1.03
DVU2105	7.50 (191)	8.0 (203)	2.75 (70)	1.0 (25)	2-11.5 NPT	1-11.5 NPT	1.03
DVU175	7.50 (191)	6.75 (171)	2.06 (52)	1.0 (25)	1-11.5 NPT	3/4"-14 NPT	.84 (21)
DVU150	7.50 (191)	6.75 (171)	2.06 (52)	1.0 (25)	1-11.5 NPT	1/2"-14 NPT	.84 (21)

NOTE: Dimensions are in inches and (millimeters)

### FW MURPHY

P.O. Box 470248  
Tulsa, Oklahoma 74147 USA  
+1 918 317 4100 Fax: +1 918 317 4266  
E-mail: sales@fwmurphy.com

### INDUSTRIAL PANEL DIVISION

Fax: +1 918 317 4124  
E-mail: ipdsales@fwmurphy.com

### MURPHY POWER IGNITION

Web site: www.murphy-pi.com

### CONTROL SYSTEMS & SERVICES DIVISION

P.O. Box 1819  
Rosenberg, Texas 77471 USA  
Phone: +1 281 633 4500 Fax: +1 281 633 4588  
E-mail: sales@fwmurphy.com

### FRANK W. MURPHY, LTD

Church Rd Laverstock  
Salisbury SP1 1QZ UK  
Phone: +44 172 241 0055 Fax: +44 172 241 0088  
E-mail: sales@fwmurphy.co.uk  
Web site: www.fwmurphy.co.uk

### COMPUTRONIC CONTROLS, LTD

41 - 43 Railway Terrace  
Nechells, Birmingham B7 5NG UK  
Phone: +44 121 327 8500 Fax: +44 121 327 8501  
E-mail: sales@computroniccontrols.com  
Web site: www.computroniccontrols.com

www.fwmurphy.com

SLS-04005B page 2 of 2

### FW MURPHY INSTRUMENTS (HANGZHOU) CO. LTD

77 23rd Street  
Hangzhou Economic & Technological Development Area  
Hangzhou, Zhejiang 310018 China  
Phone: +86 571 8788 6060 Fax: +86 571 8684 8878

### FW MURPHY INTERNATIONAL TRADING (SHANGHAI) CO., LTD.

Suite 1704, Tower B, City Center of Shanghai; 100 Zunyi Road  
Shanghai, 200051 China  
Phone: +86 21 6237 2082 Fax: +86 21 6237 2083  
Web site: mhong@fwmurphy.com



ISO 9001 REGISTERED

USA-REG-0001-2000 FM 20221  
UK-REG-0001-2000 FM 20422

Printed in U.S.A.